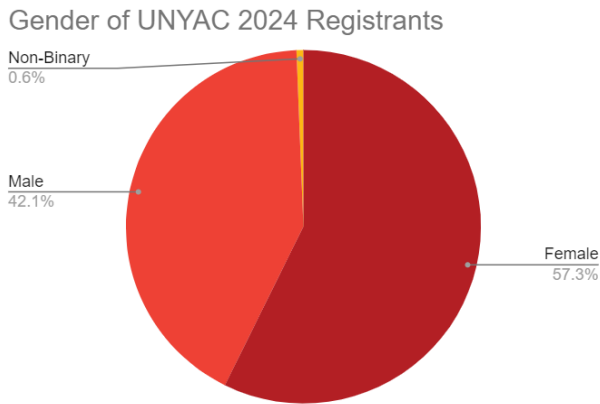


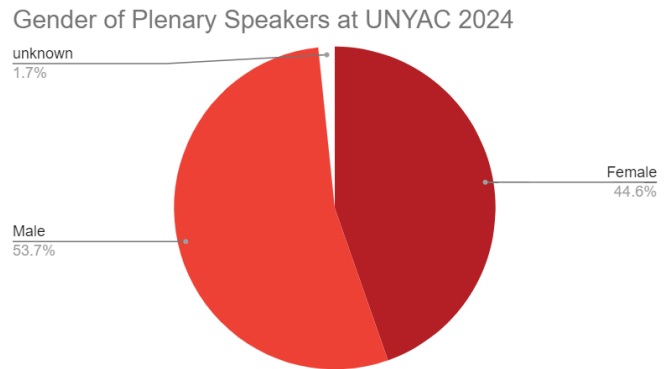
The Commission on the Status and Role of Women (COSROW) advocates for the full and equal participation of women in the total life and mission of the Church. The four key goals of the Commission are to provide sexual ethics resources, monitor conferences, create trainings, and support women in leadership positions. Below are this Conference’s COSROW findings from monitoring Annual Conference held in-person at Onondaga Community College May 30 - June 1, 2024. New this year, the COSROW team partnered with the Conference staff to get access to the demographic data recorded at registration to increase the accuracy and completeness of our data for analysis.



There were 796 registrants for Annual Conference, a significant difference from the 917 registrants in 2023. Of the registrants, 456 identified as female, 335 identified as male, and 5 identified as nonbinary, the highest number in Upper New York history. More laity registered than clergy. Because the COSROW team was working with registration data, there are some folks listed as having “unknown” membership because they registered as Advance Specials, Guests, Visitors, or another category that could not be

identified (Appendix A). Nearly 90% of registrants identified as white (Appendix B). Almost 92% of registrants were over the age of 35 with 53 young adult and 12 youth registrants, more than double the youth than last year (Appendix C).

There were 118 unique speakers during Annual Conference. While more registrants were female (Appendix D), more speakers identified as male. And more registrants were laity, but more speakers were clergy (Appendix E). In line with registration numbers, speakers were overwhelmingly white (Appendix F).

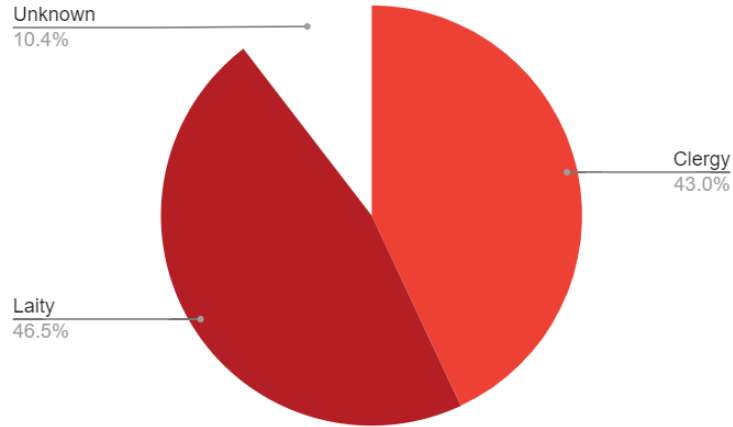


The Upper New York Commission on the Status and Role of Women recognizes opportunities for growth in Conference monitoring efforts. The COSROW and CORR (Commission on Race and Religion) teams are continuing to figure out how to work together in the best way possible. Having access to demographics through the registration data made monitoring much easier this year, but we are still seeking ways to make data entry easier on our teams.

Appendices

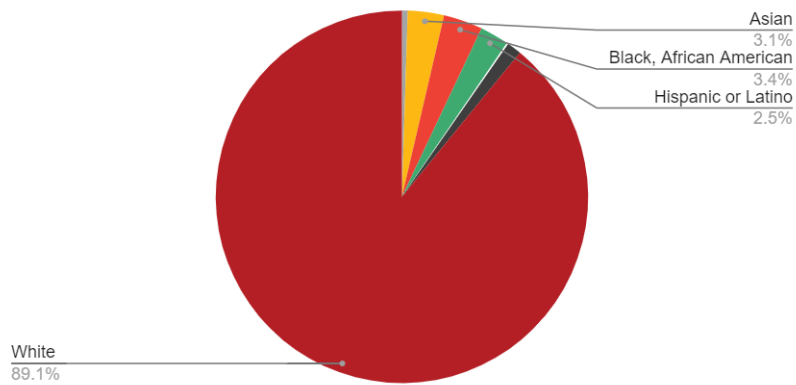
Appendix A

Membership of UNYAC 2024 Registrants



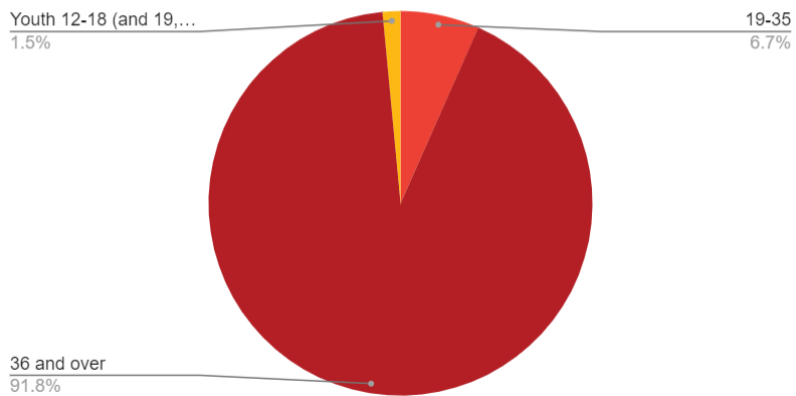
Appendix B

Race of UNYAC 2024 Registrants



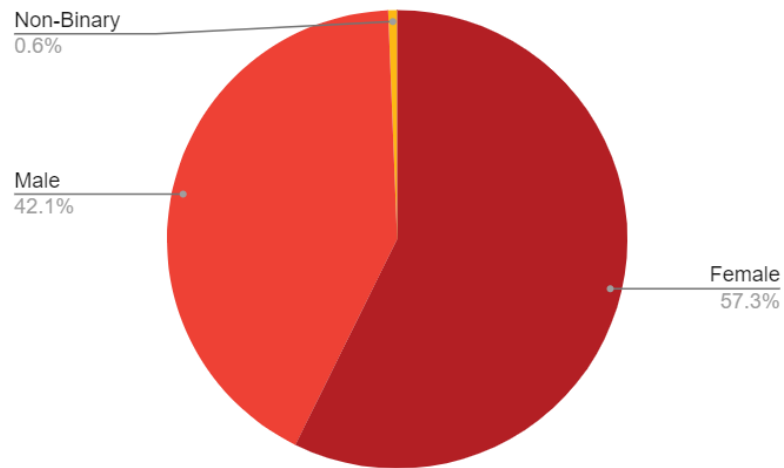
Appendix C

Age of UNYAC 2024 Registrants



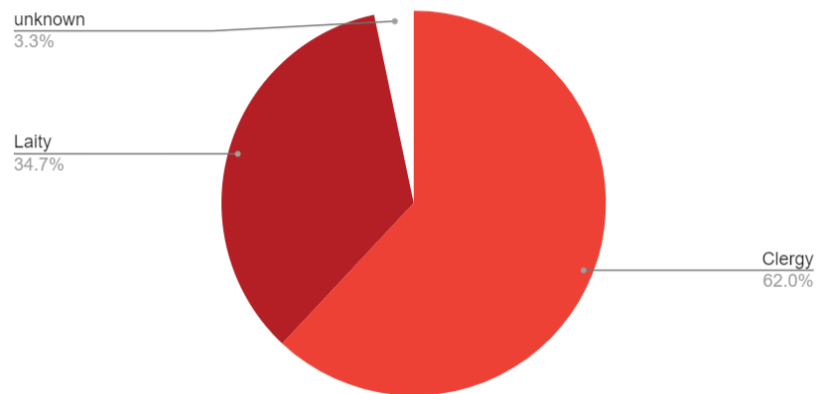
Appendix D

Gender of UNYAC 2024 Registrants



Appendix E

Membership of Plenary Speakers at UNYAC 2024



Appendix F

Race of Plenary Speakers at UNYAC 2024

